



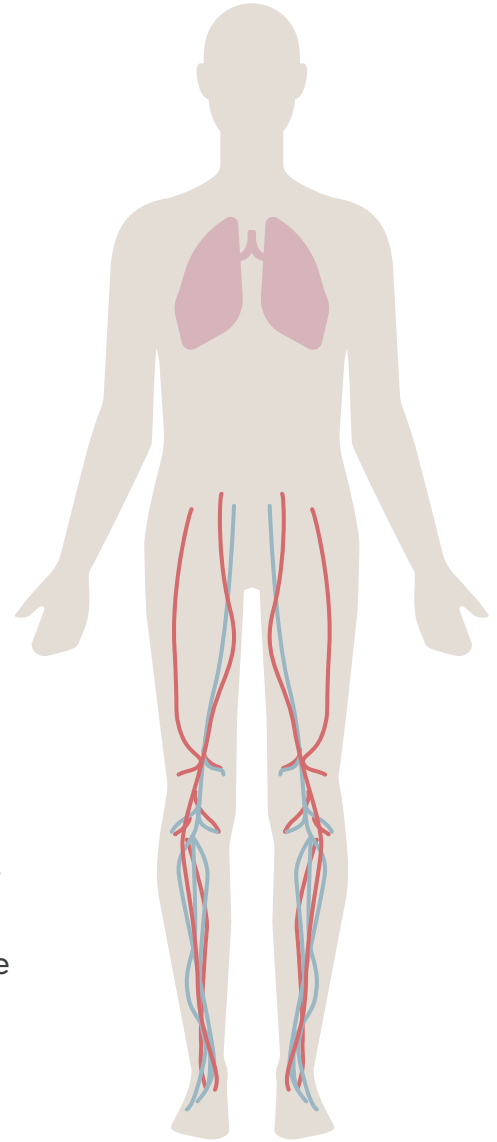
CONVENIENT, COMFORTABLE AND CLINICALLY PROVEN VTE PREVENTION

# Flowtron® Active Compression System

# Protecting your patients at risk of VTE

Venous thromboembolism (VTE), which includes both deep vein thrombosis (DVT) and pulmonary embolism (PE), is a life-threatening condition which can have a significant cost burden on acute care providers and healthcare systems.<sup>1,2</sup>

While healthcare facilities are aware of the risk of VTE, care providers may lack the time, training and resources to optimally implement prevention strategies. In order to protect the well-being of at-risk patients, comprehensive prevention strategies that take into account individual clinical needs are essential.



## Understanding the burden of VTE and the importance of prevention



There are a number of factors that place patients at risk of VTE. Patients undergoing surgical procedures (>30 min) have always been considered one of the most significant risk groups for developing this condition. At the same time, awareness of other high-risk hospitalised patient groups, such as critical care, cancer, obstetrics, bariatrics and stroke patients, has steadily been increasing over recent years with emphasised importance of prophylaxis.<sup>4,9,10</sup>



VTE is a serious condition that causes death and disability worldwide, with 10 million cases each year.<sup>1</sup>



VTE-related events kill more than double the number of people than breast cancer, prostate cancer, motor vehicle accidents and AIDS combined.<sup>9</sup>



## Clinical relevance

Two Cochrane reviews, published in 2008 and 2016 respectively, assessed the efficacy of combined mechanical and pharmacological prophylaxis versus single modalities in the prevention of VTE in high-risk patients. In the most recent meta-analysis, data from 22 randomised or controlled trials and more than 9,100 patients was included. The selection of studies covered a wide range of patient groups undergoing a variety of surgical procedures, including orthopaedic, urologic, cardiothoracic, neuro, trauma, gynaecologic and general surgery interventions.

Both reviews concluded that the combined modalities of IPC and anticoagulants are more effective in reducing incidence of VTE than either modality used in isolation. While the DVT incidence rate in the anticoagulant group was 4.23/6.2% (2008/2016), the addition of IPC further reduced the risk to 0.65/2.9%, demonstrating an opportunity for significant improvement of DVT rates - in the interval of 53-85% - by adding IPC to pharmacological prophylaxis. These results support current guidelines which recommend multi-modal prophylaxis in high risk patients.<sup>6,7</sup>

Based on clinical evidence, today's guidelines recommend intermittent pneumatic compression (IPC) either as an effective standalone modality, for patients at high risk of bleeding, or as a combined therapy for patients at high risk of VTE.<sup>3,4,5,6,7</sup>

### What is IPC?

IPC is a very well-established and proven type of active compression and mechanical prophylaxis, commonly used in the prevention of VTE. As a therapy with a convincing evidence base and few side effects, it is indicated for use across a wide range of hospitalised patients at risk of VTE.

IPC devices consist of a pneumatic pump that inflates air into garments wrapped around the foot, calf, thigh, or a combination of the three. Garments may have one (uniform) or more (sequential) chambers. By mimicking the action of the calf muscle pump that occurs during natural ambulation, the method increases the circulation of blood in the deep veins of the legs, helping to prevent the formation of blood clots.<sup>8</sup>



Pulmonary embolism, resulting from DVT, is a potentially fatal condition.<sup>11</sup>



While early diagnosis and treatment may lead to recovery, long-term complications can result in lifelong treatment and patient suffering.<sup>13</sup>



In Australia, the cost of treating VTE events is \$1.72 billion per annum which equates to approx. \$1.5 million per patient episode.<sup>27</sup>



Up to 60% of VTE cases occur during or shortly after hospitalisation, making it the leading preventable cause of hospital death.<sup>1,12</sup>



VTE affects more than 14,000 Australians each year, of which over 5000 patients will die as a consequence. More deaths are associated with VTE events than bowel or breast cancer.<sup>27</sup>



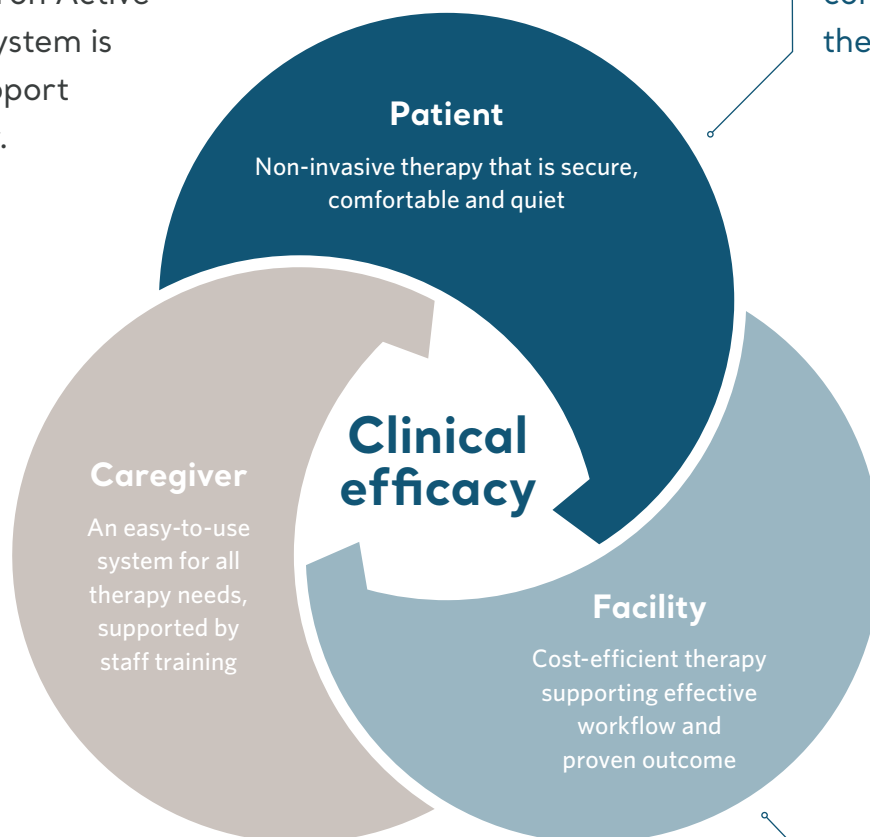
VTE is associated with prolonged and recurring hospital stays and treatment, causing significant economic burden to healthcare systems globally.<sup>16</sup>

# The link between compliance and clinical efficacy in VTE prevention

When compliance is fulfilled by all those involved in patient care, optimal clinical efficacy may be attained.

By helping to enable compliance in patient care, the Flowtron Active Compression System is designed to support clinical efficacy.

Promote patient comfort and compliance to therapy



Tailor therapy with the convenience of a single pump

Support efficient processes and clinical efficacy

# Active compression tailored to individual needs

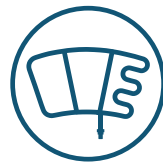
Designed to give you freedom of choice, the Flowtron system offers both uniform and sequential modes in one easy-to-use pump.



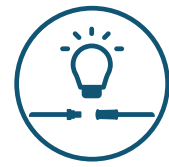
Flowtron ACS900 pump




Sequential Tri Pulse garments



Uniform DVT garments



SmartSense™ technology



Flowtron Active Compression System is the secure, convenient and flexible way to deliver VTE prevention therapy.<sup>17,18,19,20</sup> At Arjo, we have built on the Flowtron legacy for decades, continuously improving our offering to ensure the best possible performance of IPC therapy across healthcare environments. We continuously strive to make everyday tasks easier for caregivers, and enable them to spend more time caring for their patients.

## ACS900 reviewed in independent evaluation

An evaluation by the ECRI Institute, an independent non-profit organisation focused on identifying the most effective solutions for care, rated the Flowtron ACS900 against a comparable IPC solution in terms of performance, reliability, workflow, patient experience and cost of ownership. For information on how to obtain a copy of the report, please contact your local Arjo representative or visit [www.ecri.org](http://www.ecri.org).

# The right therapy with every connection

Reduce the risk of VTE in your facility by tailoring therapy with the Flowtron ACS900 pump and SmartSense Automatic Garment Recognition technology.

## The challenge

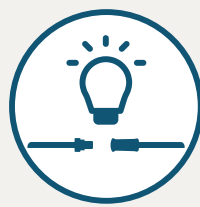
Caregivers are often under a lot of pressure in their daily work. They may even struggle to find time caring for their patients, let alone supporting the use of mechanical prophylaxis. The Flowtron solution is designed to help address caregiver challenges such as:

- Lack of time and resources
- Time spent on non-patient activities
- Managing inventory and troubleshooting equipment
- Multiple systems and new technologies
- Need for continuous training and education
- Tending to non-compliant patients
- Being responsive to individual patient needs



Flowtron  
ACS900  
pump

A single pump that offers both uniform and sequential compression via a variety of garment types, reducing the need to have multiple pump models in the facility. The easy-to-use Flowtron ACS900 makes it simple to tailor VTE prevention with one pump covering all therapy needs.



SmartSense  
Automatic Garment  
Recognition

Arjo's patented garment detection technology automatically sets the correct pressure and compression cycle, without the need for any additional user intervention. Simply attach the snap-lock connectors to the Flowtron ACS900 pump and the system easily does the rest.



**Smart and adaptive**

SmartSense Automatic Garment Recognition together with one-button start, making Flowtron a true plug-and-play solution that is easy to set up and operate. The integrated battery ensures uninterrupted therapy, e.g. during transportation.<sup>18,19</sup>



**Foot**



**Calf**



**Thigh**

A variety of garment types and sizes ensuring effective and comfortable<sup>21,22</sup> therapy for all patients. The system allows for a combination of different garment types to be used simultaneously.



**Alarms and indicators**

Advanced alarms - including visual indicators allowing operation to be clearly seen from any direction - and real-time pressure indication designed to limit the risk of operator error and potential patient harm, for reliability and caregiver peace of mind.



**Compliance monitoring**

On-screen compliance monitor via the integrated therapy time display, recording for how long therapy has been delivered, designed to aid concordance and provide data that can be recorded in the patient journal.



**Fixed tubesets**

Ready for therapy at all times with fixed tubesets preventing disconnection and loss of tubing, hence eliminating the inconvenience and cost of replacements.



**Integrated Cable Management System**

Integrated Cable Management System aiding tubeset and power cord management in the clinical area, and during transportation and storage, promoting caregiver convenience as well as patient security.<sup>17,18,19</sup>



# Compliance begins with comfort

Lightweight, breathable and vapour permeable garments promote patient compliance to therapy by helping to prevent the build-up of heat and moisture.

## The challenge

The use of IPC as a prophylactic method requires the patient to wear garments continuously over time. This is vital to the success of IPC in reducing the risk of VTE in the hospital environment. Guidelines recommend therapy to take place continuously for 18-24 hours per day, and for no less than 72 hours or until the patient is fully mobile. Mechanical prophylaxis has been suggested for as long as 10-14 days post-operatively for patients undergoing major orthopaedic surgery.<sup>3,23</sup>


Patients may remove sleeves if they are uncomfortable, particularly if they make the skin feel too hot, sweaty or itchy, or if the sleeves in other ways irritate the skin. Patient discomfort may increase the need for caregivers to perform manual checks and re-fit sleeves to non-compliant patients that otherwise risk missing out on therapy.

## Clinical relevance


Increasing emphasis has been placed on the comfort of VTE garments in improving wear time which is linked with reduced VTE event rates.<sup>24</sup>

A randomised, controlled trial evaluating patient compliance with IPC therapy, demonstrated that a garment which was more comfortable was worn for longer periods.<sup>25</sup>


With comfortable premium fabrics, making the patient more inclined to wear the garments during therapy, Flowtron addresses the core challenge of comfort in VTE prevention. Proven comfortable, Flowtron garments promote effective prevention and improved patient outcome.<sup>21,22,24,25</sup>




Soft and breathable inner fabric transfers heat and moisture away from the skin through micro vents



Cushioning interior fibres designed to aid patient comfort



Simple and robust Velcro® closures that help keep the garment secure



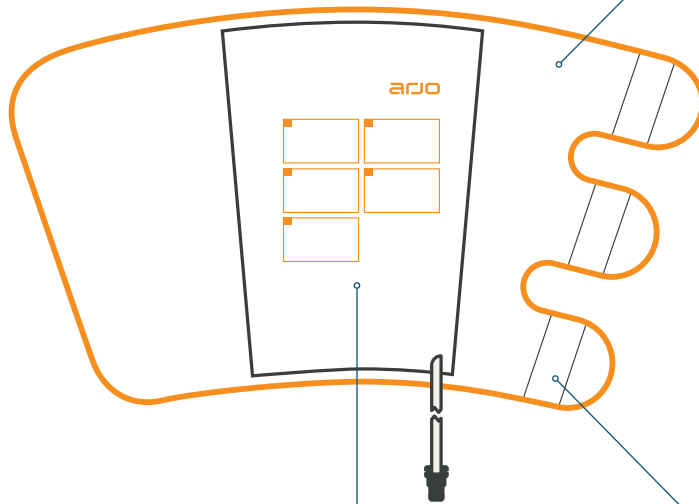
Lightweight mesh outer fabric helps prevent the build-up of heat to keep the patient cool and dry



# Freedom of choice with Flowtron garments

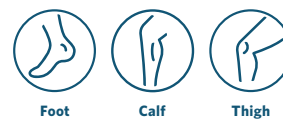


Uniform DVT garments

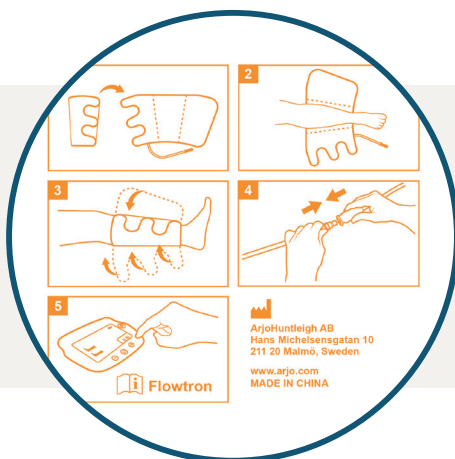


Lightweight, breathable fabric helps prevent the build-up of heat and moisture<sup>21</sup>

Extensive range of foot, calf and thigh garments addressing a wide range of patient types, and caregiver needs and preferences



Clear visual instructions printed on the garment for ease of use in application<sup>26</sup>

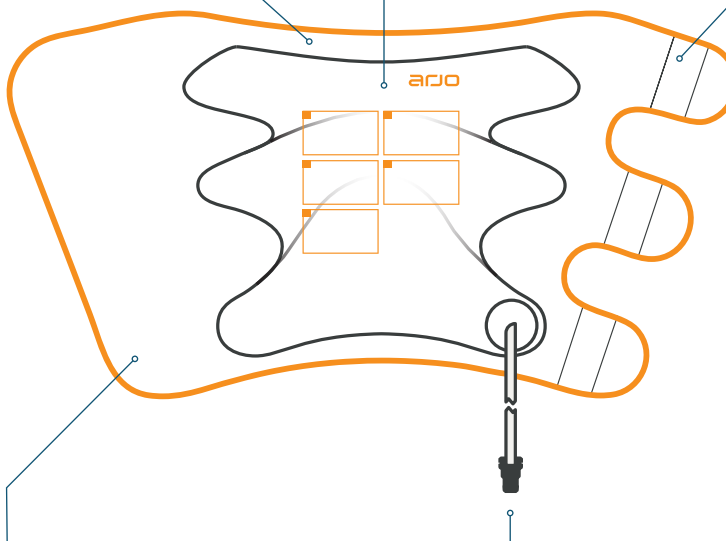


Simple and robust Velcro® closures helping to promote effective therapy by providing a secure and snug fit

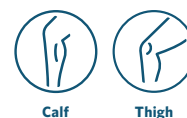
Garment designed to follow the natural curve of the leg, with patented wing-shaped bladder wrapping around the calf



Sequential Tri Pulse garments



Sequential garment range designed for optimal anatomical fit and enhanced patient comfort



Advanced Airflow Light fabric keeps the skin cool and dry by preventing heat and moisture build-up<sup>22</sup>


Single air inlet tube positioned anteriorly on the leg away from the bony prominence, designed to help reduce the risk pressure injuries by limiting connection points near the patient

# Your partner in effective VTE Prevention

With over 60 years of experience, Arjo is a clinically focused company that works together with healthcare professionals to better understand the evolving needs and challenges of today's complex healthcare environments. Our commitment to VTE prevention goes beyond acting merely as a supplier of pumps and garments, but instead becoming your partner in the fight against deep vein thrombosis and pulmonary embolism.

We do this by offering clinically proven prevention solutions supporting healthcare economic value and increased overall efficiency in the facility. This includes a comprehensive range of services and training programmes designed to boost your compression therapy strategies.

**Everything we do, we do with people in mind.**



## Arjo's history and legacy in VTE prevention

1950

**Early 1970s:** The first trials of DVT prophylaxis at Hammersmith Hospital and Kings College Hospital in London, leading to the development of Flowtron Aire

1957: Arjo is founded by Swedish entrepreneur Arne Johansson

**1973:** The first company to demonstrate haematological effects from IPC

1979: Flowtron Aire Ltd becomes Huntleigh, instrumental in developing robust and clinically effective IPC products

1995: Arjo is acquired by Getinge Group

**1998:** Flowtron DVT Foot garment range is introduced and becomes the first foot garment on the market with gentle inflation compression for added comfort

### Clinical support

Designed to help you improve patient outcomes and reduce VTE rates by promoting best practice and evidence based VTE prevention strategies. The goal is to improve quality of care and reduce costs by providing you with the clinical support to optimise device utilisation.

### Training programmes and support

We offer comprehensive training and support services to ensure the most effective use of your Arjo VTE prevention products. Our team not only provides you with an in-depth understanding of deep vein thrombosis and its associated complications and costs; we also provide education on how a complete Arjo solution can help you reduce VTE rates while achieving a more efficient workflow. After implementation, your facility will benefit from ongoing support to continuously improve workflows.

### Financial Solutions

Nothing is more important than giving patients the best possible care. Arjo offers comprehensive solutions to help ensure you have the right equipment at the right time, and that your facility is prepared to meet the changing needs of a diverse patient population. Our rental solutions give you access to specialised equipment and proven therapies to meet specific care needs - whenever and wherever they occur. We also offer financing solutions supported by qualified analysis to help you make the most of your investments.

### Arjo Care

Our comprehensive service ensures that you get the most out of your equipment, and that problems are prevented before they arise. This includes a tailored service agreement, from sourcing genuine replacement parts, to supporting compliant processes with clear documentation of servicing records. Let us focus on the care of your products, so that you can focus on caring for your patients.

### Arjo Locate™

In a busy care environment, spending time to search for critically needed medical equipment is a costly yet common daily occurrence. Arjo Locate lets you find crucial equipment with just a touch, saving valuable caregiver time. A cloud-based solution that is scalable to the needs of large and small facilities, Arjo Locate tracks the real-time location of any mobile equipment via any computer or touchscreen device with an Internet connection. It also eliminates the need for invasive hardwire installation work or complex navigation systems. For your VTE prevention, this means that the problem with pumps going missing - potentially resulting in penalty fees and other costs - may be avoided.

2007: Getinge Group acquires Huntleigh Technology PLC, combining it with Arjo to create the ArjoHuntleigh brand

2017: Arjo becomes an independent publicly listed company

2018: Arjo acquires US based company ReNu Medical, specialising in non-toxic and environmental friendly reprocessing of single-use non-invasive medical devices

2002: Flowtron Universal becomes the first IPC pump on the market with automatic garment recognition and capacity to run calf, thigh and foot compression from the same pump

2014: Flowtron ACS800, later replaced by the ACS900, becomes the first pump on the market capable to deliver both uniform and sequential therapy

2018: Reprocessing service launched under the Arjo Pure brand name in the US, setting a clear direction for Arjo's sustainability and partnership ambitions for the future

2020

# Environmental sustainability

Through a number of initiatives, we continuously work to minimise the environmental impact of our products. This includes reducing scrap and waste as well as using more sustainable materials and processes throughout the development, manufacturing, distribution, use, reprocessing and final disposal or recycling stages of our products' lifecycle.

Within VTE prevention, our acquisition of ReNu Medical\* enables us to offer non-toxic reprocessing of non-invasive medical devices, without chemical residue or emissions. It is part of our efforts to reduce environmental impact and medical waste, improving the footprint of our business as well as that of our customers, while ensuring the wellbeing of patients and caregivers.

## USER-FRIENDLY GARMENT PACKAGING WITH LESS WASTE THROUGHOUT THE PRODUCT LIFECYCLE



- **New manufacturing and packaging process**  
Less material use and reduced scrap in garment manufacturing and packaging
- **New polybag material**  
Higher quality, fully recyclable and easier to open
- **User instructions printed on polybag / Application guide printed on garment**  
Improved legibility, ease of use and security
- **Elimination of paper format IFU**  
Preservation of our environment and forests by less paper waste



\*Reprocessing currently only available in the US

## Compression type



Sequential



Uniform

## Application



Foot



Calf



Thigh

## Sizing



Small



Medium



Large



X-large,  
bariatric



## Flowtron ACS900 pump

Model	Type	Tube length
ACS900	Standard	2.1m/7ft
ACS900	OR (Operating Room)	4.0m/13ft



## Flowtron Tri Pulse garments

Application	Item ref	Size	Measurement
	TRP10	M	≤ 43cm/17in
	TRP20	L	≤ 58cm/23in
	TRP60L	XL	≤ 81cm/32in
	TRP30	M	≤ 71cm/28in
	TRP40	L	≤ 89cm/35in



## Flowtron DVT garments

Application	Item ref	Size	Measurement
	DVT5	S	≤ 36cm/14in
	DVT10	M	≤ 43cm/17in
	DVT20	L	≤ 58cm/23in
	DVT60L	XL	≤ 81cm/32in
	DVT30	M	≤ 71cm/28in
	DVT40	L	≤ 89cm/35in
	FG100	S-M	US (M) ≤ 7 US (F) ≤ 9 EU ≤ 40 UK ≤ 7
	FG200	L-XL	US (M) ≥ 7.5 US (F) ≥ 9.5 EU ≥ 41 UK ≥ 7.5



### Wall mount

Item ref:  
526366



### IV pole mount

Item ref:  
526359


## References:

1. Jha AK, Larizgoitia I, Audera-Lopez C et al. The global burden of unsafe medical care: analytic modelling of observational studies. *BMJ Qual Saf.* 2013; 22:809-15.
2. Mahan CE, Borrego ME, Woerschling AL et al. Venous thromboembolism: annualised United States models for total hospital-acquired and preventable costs utilising long-term attack rates. *Thromb Haemost.* 2012; 108(2):291-302.
3. Guyatt GH, AKL EA, Crowther M et al. Executive Summary: Antithrombotic Therapy and Prevention of Thrombosis. 9th edition. American College of Chest Physicians. Evidence-Based Clinical Practice Guidelines. *Chest.* 2012; 141(2):7S-47S.
4. Nicolaides A, Fareed J, Kakkar A et al. Prevention and Treatment of Venous Thromboembolism - International Consensus Statement. *International Angiology.* 2013; 32(2):111-260.
5. National Institute of Health & Clinical Excellence (NICE). Venous thromboembolism in over 16s: reducing the risk of hospital-acquired deep vein thrombosis or pulmonary embolism. <https://www.nice.org.uk/guidance/ng89>. Last accessed December 2019.
6. Kakkos SK, Caprini JA, Geroulakos G et al. Combined intermittent pneumatic leg compression and pharmacological prophylaxis for prevention of venous thromboembolism. *Cochrane Database of Systematic Reviews.* 2016; 9:CD005258.
7. Kakkos SK, Caprini JA, Geroulakos G et al. Combined intermittent pneumatic leg compression and pharmacological prophylaxis for prevention of venous thromboembolism in high-risk patients. *Cochrane Database of Systematic Reviews.* 2008; 4:CD005258.
8. Morris RJ, Woodcock JP. Evidence based compression: Prevention of stasis and deep vein thrombosis. *Annals of Surgery.* 2004; 239(2):162-171.
9. Cohen AT, Agnelli G, Anderson FA et al. Venous thromboembolism (VTE) in Europe - The number of VTE events and associated morbidity and mortality. *Thromb Haemost.* 2007; 98:756-764.
10. Heit JA, Silverstein MD, Mohr DN et al. Risk factors for deep vein thrombosis and pulmonary embolism: a population-based case-control study. *Arch Intern Med.* 2000; 160(6):809-15.
11. Know Thrombosis: Think Venous Thromboembolism. World Thrombosis Day. <https://www.worldthrombosisday.org/issue/vte/>. Last accessed December 2019.
12. Heit JA, O'Fallon WM, Petterson TM et al. Relative impact of risk factors for deep vein thrombosis and pulmonary embolism: a population based study. *Arch Intern Med.* 2002 Jun 10; 162(11):1245-8.
13. Prevention and treatment of venous thromboembolism. *Heart.org.* <https://www.heart.org/en/health-topics/venous-thromboembolism/prevention-and-treatment-of-venous-thromboembolism-vte>. Last accessed December 2019.
14. European Thrombosis & Haemostasis Alliance Consensus Statement. <http://etha.eu/wp-content/uploads/2018/03/European-Thrombosis-Consensus-Statement.pdf>. Last accessed December 2019.
15. Maynard G. Preventing hospital-associated venous thromboembolism: a guide for effective quality improvement. 2nd Edition. Agency for Healthcare Research and Quality. August 2016. AHRQ Publication No. 16-0001-EF.
16. Gerotziakas GT, Papageorgiou L, Salter S et al. Updated models for VTE prediction in hospitalised medical patients. *Thrombosis Research.* 2018; 164(1):S62-S69.
17. Arjo Data on File: Summative Usability Validation Report 100035519. December 2014.
18. Arjo Data on File: Customer Acceptance Test (CAT) Report 100035688. June 2015.
19. Arjo Data on File: Functional Test Report 100035587. December 2019.
20. Arjo Data on File: Software Test Report 100035545. December 2019.
21. Ellis J. The textile properties of Deep Vein Thrombosis (DVT) garments: a factor in patient compliance with Intermittent Pneumatic Compression (IPC) systems. Arjo Whitepaper. March 2019. Arjo.A00096.1.0.INT.EN.
22. Arjo Independent Test Data on File. Tri Pulse: water vapour resistance, thermal resistance (single plate method), drying time, liquid wicking rate and water vapour permeability testing. September 2019. Test report E-008677/C.
23. Kearon C, Akl EA, Ornelas J et al. Antithrombotic Therapy for VTE Disease: CHEST Guideline and Expert Panel Report. *Chest.* 2016; 149(2):315-352.
24. Kucher N, Koo S, Quiroz R et al. Electronic alerts to prevent venous thromboembolism among hospitalized patients. *N Engl J Med.* 2005; 352:969-977.
25. Pagella P, Cipolle M, Sacco E et al. A randomised trial to evaluate compliance in terms of patient comfort and satisfaction of two pneumatic compression devices. *Orthop Nurs.* 2007; 26(3):169-74.
26. Arjo Data on File: Formative Evaluation Report 100082820. December 2019.
27. Access Economics. The burden of venous thromboembolism in Australia. Report by Access Economics Pty Limited for the Australian and New Zealand Working Party on the management and prevention of venous thromboembolism, 2008.



# Boost prevention strategies for your patients at risk of VTE with active compression therapy from Arjo.

Scan the QR code to view the demonstration video. Just point your smartphone camera at the QR code (Android phones might need a QR reader app).



## Flowtron ACS900 demonstration video

<https://arjo.wistia.com/medias/5ai1dd7584>

December 2019 Only Arjo designed parts, which are designed specifically for the purpose, should be used on the equipment and products supplied by Arjo. As our policy is one of continuous development we reserve the right to modify designs and specifications without prior notice. ® and ™ are trademarks belonging to the Arjo group of companies. © Arjo, 2019

At Arjo, we are committed to improving the everyday lives of people affected by reduced mobility and age-related health challenges. Our products and solutions ensure ergonomic patient handling, personal hygiene, disinfection, diagnostics, effective prevention of pressure injuries and venous thromboembolism and helping professionals across care environments raise the standard of safe and dignified care. Everything we do, we do with people in mind.

**Regional Head Office** · Arjo Australia Pty Ltd · Level 3 Building B, 11 Talavera Road · Macquarie Park NSW 2113 · Australia · 1800 072 040

[www.arjo.com.au](http://www.arjo.com.au)

**ARJO**

40V\_Bro-202012-0216-ANZ  
Arjo.A00254.2.0.AU.EN